



Installation Manual

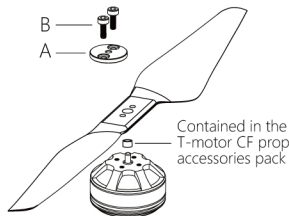
MN2206



© T-MOTOR 2015

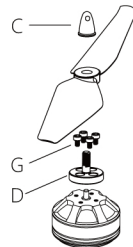


Accessories



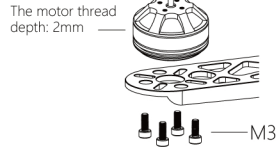
Suits for T-motor carbon fiber propeller

Installation Methods



Suits for plastic propeller
or beech wood prop with Ø5mm center hole

Installation Methods

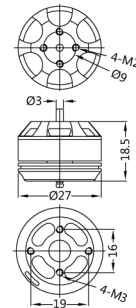


The motor thread
depth: 2mm

Please choose the most suitable screw length
according to your demands
Screw Length: motor thread depth + thickness
of the multirotor motor base

Attention! The screw should not touch the coiling,
otherwise it would make the short-cut
(which is not under warranty)

Install the Motor



*This content is subject to change

150630-1